



District Report Card: 2017


State: Andhra Pradesh	District: Anantapur
Class: 3	Subject: Mathematics
Schools: 60	Students: 793


Participation/Coverage


Students

<div>GENDER</div> <div></div>	Boys				Girls			
	Number		%		Number		%	
	386		48.68		407		51.32	

<div>AREA</div> <div></div>	Rural				Urban			
	Number		%		Number		%	
	664		83.73		129		16.27	

<div>CATEGORY</div> <div></div>	SC		ST		OBC		GEN	
	Number	%	Number	%	Number	%	Number	%
	188	23.71	54	6.81	514	64.82	37	4.67

<div>CWSN</div> <div></div>	LD	VI	HI	S&LD	ID	Oth
	1	0	2	3	4	33

<div>Management</div> <div></div>	Government			Government-aided		
	Number		%	Number		%
	793		100.00	0		0.00

Average Performance of Students in Mathematics (%)

Overall	Gender		Area		Management		Social Group			
	Male	Female	Rural	Urban	Govt.	Aided	SC	ST	OBC	GEN
76.57	75.85	77.25	77.45	72.04	76.57	0.00	76.03	80.49	76.07	80.54

Performance on Learning Outcomes (LOs)

Learning Outcomes	Description	Average Performance(%)
M301	Reads and writes numbers up to 999 using place value	77.20
M302	Compares numbers up to 999 based on their place values	87.77
M303	Solves simple daily life problems using addition and subtraction of three digit numbers with and without regrouping	75.71
M304	Constructs and uses the multiplication facts (up till 10) in daily life situations	76.73
M305	Analyses and applies an appropriate number operation in the situation/ context	76.29
M306	Explains the meaning of division facts by equal grouping/sharing and finds it by repeated subtraction	84.99
M309	Identifies and makes 2D-shapes by paper folding, paper cutting on the dot grid, using straight lines etc.	89.67
M311	Fills a given region leaving no gaps using a tile of a given shape	18.13
M312	Estimates and measures length and distance using standard units like centimeters or meters & identifies relationships	44.47
M317	Reads the time correctly to the hour using a clock/watch	82.60
M318	Extends patterns in simple shapes and numbers	72.93
M319	Records data using tally marks, represents pictorially and draws conclusions	84.87

Range of Performance of Students who Answered Correctly							
Below 30%		30% - 50%		50% - 75%		Above 75%	
Number	%	Number	%	Number	%	Number	%
23	2.90	48	6.05	256	32.28	466	58.76

Lowest Performing Learning Outcomes (LOs)

- 1 - Fills a given region leaving no gaps using a tile of a given shape (18.13)
- 2 - Estimates and measures length and distance using standard units like centimeters or meters & identifies relationships (44.47)
- 3 - Extends patterns in simple shapes and numbers (72.93)
- 4 - Solves simple daily life problems using addition and subtraction of three digit numbers with and without regrouping (75.71)
- 5 - Analyses and applies an appropriate number operation in the situation/ context (76.29)